






# Terrible Tudors: Homework

Final Date of Completion: Monday 19 February 2018

Please choose 2 options to complete as your homework for the next few weeks of this term. Bring them in, as you complete them so we can show them in class!

|   |  |
|---|--|
| <p><u>Tudor Houses:</u><br/>You can still see Tudor houses today!</p> <ol style="list-style-type: none"> <li>1. Research a local Tudor houses</li> <li>2. How was it made, what materials were used, and what did it look like inside and out.</li> <li>3. Build a model of it or your own Tudor house.</li> </ol>  | <p>You could use: cardboard, paper, paints, etc.<br/>3D model or a 2D technical drawing with pop-out annotations?</p>  |
| <p><u>Tudor Crime &amp; Punishment</u><br/>With no police, Tudor punishment was severe and painful.</p> <ol style="list-style-type: none"> <li>1. Research Tudor punishments</li> <li>2. Draw pictures or create a model of a punishment technique. For example, the stocks, beheading, drunkards dock.</li> <li>3. Present your punishment to the class.</li> </ol>                |    |
| <p><u>The Mary Rose:</u><br/>The Mary Rose was a famous Tudor warship.</p> <ol style="list-style-type: none"> <li>1. Research the Mary Rose.</li> <li>2. Draw a picture of the Mary Rose, perhaps even show a cross section of its inside, labelling the key parts of the ship and its dimensions and weight.</li> <li>3. Present your findings to the class or a group.</li> </ol> |   |
| <p><u>The Tudor Rose:</u><br/>The Tudor rose was the important symbol of the Tudor era.</p> <ol style="list-style-type: none"> <li>1. Research how it was created</li> <li>2. Create a 3D Tudor rose using at least 3 materials</li> <li>3. Present your findings to the class or a group, explaining where the rose came from.</li> </ol>  | <p>This can be with clay, papier mache, tissue paper, wool, card, fabric etc.</p>                                    |

## Terrible Tudors



## Our Values

- Challenge and creativity - designing and presenting to an audience.
- Team work - Working together within drama re-enactments
- Independence- Research areas independently and discuss their findings for presentation
- British Values: respect, understand and appreciate a range of cultural influences that have shaped our country

# Terrible Tudors

**English (Shakespeare):** a warning story 'A Tale of True Love', a discussion text 'Should Romeo and Juliet have been allowed to court?'

**Maths:** Using Numicon, counting, calculating, fractions, angles and problem solving.

**ICT:** Using stop frame animation to re-enact a Tudor style execution



**Drama:** Tudor drama. Expressing writing through performance, role play and hot seating.

**History:** We will be finding out about Tudor life and British Values through history and linking to other time periods. We will be studying social, geographical and religious themes during the Tudor period.

**D.T:** We will be research and making Tudor weapons and flags and create Tudor food.

**Geography:** Looking at counties and cities of England.

**Design technology:** Using a range of materials and fixings to create Tudor weapons for battle.

**PSHE:** 'Me and making a positive contribution' and 'my healthy lifestyle'

**R.E:** Islam (5 pillars).

**Spanish:** Greetings, about ourselves, animals