



Welcome to Foundation Stage



www.npschools.co.uk



King's Academy Northern Parade School



02392 662 129



King's Group Academies

Purpose of this presentation

Find out what to expect in Foundation Stage

Meet some key members of our school team

Feel ready and prepared for your child's transition into school

Vision Statement

A creative community working together to motivate, challenge and build resilience in our independent learners.

Our Mission Statement

'Create a happy, secure and stimulating learning environment in which all members of the school community can grow in confidence and develop their full potential.'

Meet The Staff

Senior Leadership Team



Mrs K Wilden
Headteacher



Mr T Johnson
Deputy Headteacher



Miss E Kingdon
Deputy Headteacher



Mr J Davies
Assistant Headteacher



Mrs K Taylor
Deputy Headteacher



Miss H Dalton
Assistant Headteacher

Inclusion Team



Mrs C Beech
SENDCo



Miss C Joy
Patrol Team



Mrs R Smedley
Pastoral Lead



Mrs S George
Patrol Team

Year R Team



Mrs Davey - Year
Leader & Starfish
Class Teacher



Mrs Munday -
Clownfish Class
Teacher



Mrs Pannell - Jellyfish
Class Teacher

Year R Class Structure

Mrs Davey - Starfish Class

Mrs Munday - Clownfish Class

Mrs Pannell and Mrs Osborne - Jellyfish Class



Our aims

All members of the Northern Parade Community - Staff, Governors, and Parents are committed to working together to ensure that we provide the best possible education for your child.

- To nurture and support every child to achieve their full potential in all areas of learning - collaborative, intellectual, emotional, physical, social, moral, spiritual and cultural.
- To equip children with the resilience to become creative and independent thinkers and to become learners for life within an ever-changing world.
- To develop learning activities which stimulate positive models of enquiry, reflection, challenge and innovation.
- To ensure excellence in teaching and learning within a high quality learning environment, through leadership and within all aspects of school life.
- To value excellence and recognise the uniqueness of every member of our school community.
- To provide a broad and balanced curriculum with emphasis on the basic skills of English, Mathematics and Science.

King's Academy Northern Parade is a Relational and Restorative practice School.

Our positive behaviour and relationships policy is built upon relationships

How do we acknowledge positive behaviour?

- ▶▶▶ DoJo Points
- ▶▶ House Points
- ▶▶ Stickers
- ▶▶ Positive phone calls home
- ▶▶▶ Certificates including headteacher awards
- ▶▶▶ Celebration assembly certificates
- ▶▶▶ Star of the week awards
- ▶▶ Feedback at pick up/drop off
 - ▶▶▶ Positive text home
 - ▶▶▶ Sharing work
 - ▶▶▶ Tapestry work sharing

Our Learning Values



Independence



Resilience



Teamwork



Safety



Creative



Challenge

King's Group Academies Values

Honesty

Faith

Courage

School Uniform

All children in the infants and juniors wear the same uniform. It is incredibly important to us for the uniform to act as a social leveler, which is why we are asking for no branding/logos (e.g. Nike, Adidas etc) on items of clothing worn into school. These items should be reserved for wearing outside the school.

- wearing of jewellery is discouraged. If earrings are worn, they must be of the simple stud kind for safety reasons (and limited to a single pair).
- Hair colouring/fashion styles and nail varnish are not permitted.



PE Kits

PE Kits are also part of the school uniform:

- House T-Shirt
- Black shorts without obvious/coloured logos
- Black jogging bottoms without obvious/coloured logos (for colder weather)
- Logo School Jumper or Cardigan
- Black trainers without obvious/coloured logos
- Plain navy blue PE bag



If your child attends school in the incorrect uniform or PE kit, a phone call will be made to see if the correct items can be brought in from home. If this is not possible, your child will be provided with a spare uniform to wear for the day.

Your child will be asked to wear their PE kit into school on their allocated PE days.

Break and Lunch Times

Break time

- ▶ Year R work through continuous provision. Break times are taken through Discovery time. However, they have a set time to a snack and a story each day. School provide a piece of fruit for them to enjoy with their friends. They usually have snack between 10 and 10.30. After lunch the children have 'Milk and Mindfulness' where they share milk (provided by school) and enjoy some mindful activities to ensure they're calm and ready to learn.

Lunch time

- ▶ Water bottle
- ▶ Hot dinners- 5 options available daily
- ▶ Packed lunch – kept on the class lunch trolley
- ▶ Lunch time activities include free play, reading, adult led games and multi sports

EYFS Curriculum

Prime Areas

Physical
Development

Personal, Social
and Emotional
Development

Communication
and Language

Specific Areas

Mathematics

Literacy

Understanding
of the world

Expressive Arts
and Design

EYFS Curriculum

What does this look like at King's Academy Northern Parade?

Physical
Development

Personal, Social
and Emotional
Development

Communication
and Language

PE
Balance Bikes
Trim Trail
Fine Motor
Gross Motor

Funky Fingers
Pencil Grip
Strong Body
Movements
Scissor Skills

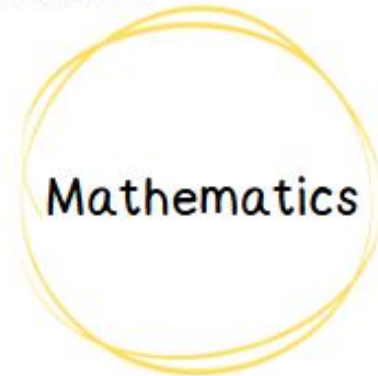
Zones of Regulation
Community circles
Focused attention
Turn taking
Managing emotions

Listening skills
Asking and answering
questions
Learning new language
through drawing club

Story telling
Chatterbox
time

EYFS Curriculum

mastering
number



continous
provision



themes

inside out
books

books

dragon
values

enhanced
provision



message
centre



drawing club

creative areas
to promote
independence

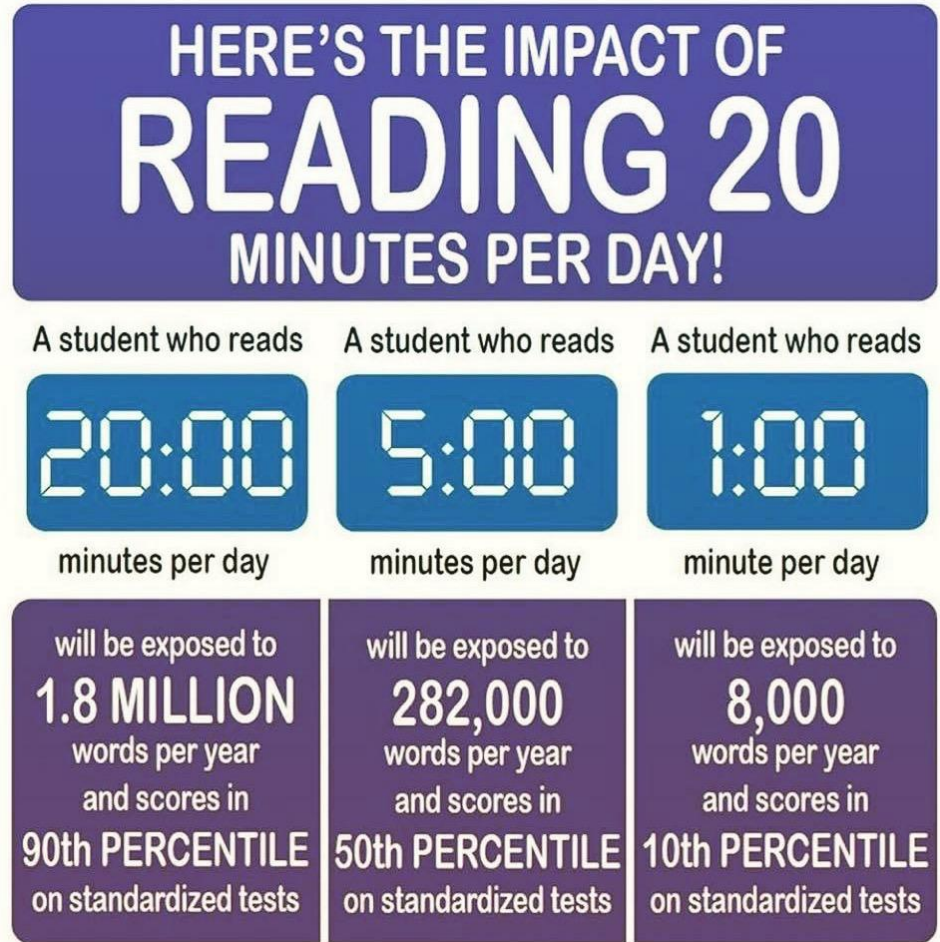
handwriting

phonics



Reading

- ▶ Children should aim to read an average of 5 times a week, preferably to an adult
- ▶ Children will be directed to either the book band books or free reading books in the library
- ▶ When filling in reading record, it is helpful for the teacher if you can put a comment about either fluency, comprehension, prediction, summarising or vocabulary. This will support the teacher back in school.
- ▶ Daily phonics sessions take place to teach reading skills





The books that I am reading



Date	Book and page number	Comments and
15.09.18	Harry Potter and the prisoner of Azkaban	Showed a good understanding of the text mm
16.09.18	Harry Potter and the prisoner of Azkaban	Concentrate well and self corrected own errors. mm
17.09.18	Harry Potter and the prisoner of Azkaban	Still read slowly and but showed good understanding of text. mm
18.09.18	Killer Dinosaurs	He was very much attentive and loved to know about dinosaurs. Amena Tahete #61 Alan mm
19.09.18	Killer Dinosaurs	He showed good understanding of the text. mm


Communication – Working Together

Two-way communication is very important

- ▶ Arbor
- ▶ Speaking to the class teacher at the end of the day
 - ▶ Parents evenings
 - ▶ Tapestry
 - ▶ Social media – Facebook
 - ▶ School Website
 - ▶ Parent topic events
- ▶ Reading records- parent/ teacher communication section
 - ▶ Newsletter

Your child's class teacher is your first point of call

Tapestry Learning Journal



- Weekly learning updates are shared
- Year R newsletter
- All learning is shared through Tapestry
- 2 way - share all of the wonderful things you do at home with us
- Videos uploaded
- Each parent has a unique code and the app can be used on phones, tablets and computers
- Downloadable at the end of the year for a keepsake

Your Child's First Day

- ▶ The school gates will open at 8:30am and close at 8:45. Please enter through the EY Kipling Road gate.
- ▶ When your child arrives for their first day, the headteacher and the deputy headteacher will welcome your child into school. Teachers and support staff will help your child to locate their pegs and place to put their belongings.
- ▶ Staff will be available throughout the day to help your child to settle in and have a smooth start to the school year.

What to bring

- ▶ Coat (weather dependent)
- ▶ Filled water bottle
- ▶ Book Bag
- ▶ No pencil cases
- ▶



Toys/fidgets from home are **not** permitted- any learning materials are provided

New to Year R Summer Project!



Summer in a book...(in folder)

Over the course of the summer holidays, add items into the scrapbook provided...

- ▶ These can be as simple as a bus ticket, shells from walking on the beach, an ice lolly stick, photographs or leaves and twigs from a walk in the woods
- ▶ You can decorate the outside of the book if you would like
- ▶ Bring them in to school with you in September so that we can share all of our summer memories with each other!

Key Takeaways

On your child's first day of school they will need:

- ▶ The correct uniform and a coat (weather dependent)
- ▶ Water bottle (plastic not metal) with water and not squash
- ▶ Book bag ready to carry home reading book, reading record and passwords and logins
- ▶ Lunchbox (if not school dinner) and healthy snack for breaktime
- ▶ Their 'Summer in a Book' Project

Your child does not need:

- ▶ A pencil case
- ▶ Fidget or soft toys
- ▶ Smart Watches/electricals with the capability to take pictures

Key Dates

- ▶ INSET day Wednesday 3rd September
- ▶ Home visits begin on Monday 8th (see your folder for the invitation)
- ▶ Each child will be invited to attend either a morning or afternoon session on Thursday 11th or Friday 12th September (see folder)
- ▶ On Monday 15th September, all children will attend school for the morning and stay for lunch, finishing at 1.30pm.
- ▶ From Tuesday 16th September, all children will attend full time.

Thank you

Any questions?