



Welcome to Year 4



www.npschools.co.uk



King's Academy Northern Parade School



02392 662 129



King's Group Academies

Purpose of this presentation

Find out what to expect in Year 4

Meet some key members of our school team

Feel ready and prepared for your child's transition to Junior School

Vision Statement

A creative community working together to motivate, challenge and build resilience in our independent learners.

Our Mission Statement

'Create a happy, secure and stimulating learning environment in which all members of the school community can grow in confidence and develop their full potential.'

Meet The Staff

Senior Leadership Team



Mrs K Wilden
Headteacher



Mr T Johnson
Deputy Headteacher



Miss E Kingdon
Deputy Headteacher



Mr J Davies
Assistant Headteacher



Mrs K Taylor
Deputy Headteacher



Miss H Dalton
Assistant Headteacher

Inclusion Team



Mrs C Beech
SENDCo



Miss C Joy
Patrol Team




Mrs R Smedley
Pastoral Lead



Mrs S George
Patrol Team

Year 4 Team




Mrs Barry



Mrs Waller



Mr Simpson



Miss Kingdon

Miss Vowles

Mrs Austin

Year 4 Structure

Year Lead - Mrs Barry

Mrs Waller- Endeavour

Mrs Barry/Miss Kingdon - Mayflower

Miss Vowles - Alliance

Mr Simpson supporting in Endeavour

Mrs Austin supporting in Alliance

Our aims

All members of the Northern Parade Community - Staff, Governors, and Parents are committed to working together to ensure that we provide the best possible education for your child.

- To nurture and support every child to achieve their full potential in all areas of learning - collaborative, intellectual, emotional, physical, social, moral, spiritual and cultural.
- To equip children with the resilience to become creative and independent thinkers and to become learners for life within an ever-changing world.
- To develop learning activities which stimulate positive models of enquiry, reflection, challenge and innovation.
- To ensure excellence in teaching and learning within a high quality learning environment, through leadership and within all aspects of school life.
- To value excellence and recognise the uniqueness of every member of our school community.
- To provide a broad and balanced curriculum with emphasis on the basic skills of English, Mathematics and Science.

Acknowledging positive
behaviour at King's
Academy Northern Parade

How do we acknowledge positive behaviour?

- DoJo Points
- House Points
- Stickers
- Positive phone calls home
- Certificates including headteacher awards
- Feedback at pick up/drop off
- Positive text home
- Sharing work

Our Learning Values



Independence



Resilience



Teamwork



Safety



Creative



Challenge

King's Group Academies Values

Honesty

Faith

Courage

School Uniform

All children in the infants and juniors wear the same uniform. It is incredibly important to us for the uniform to act as a social leveler, which is why we are asking for no branding/logos (e.g. Nike, Adidas etc) on items of clothing worn into school. These items should be reserved for wearing outside the school.

- wearing of jewellery is discouraged. If earrings are worn, they must be of the simple stud kind for safety reasons (and limited to a single pair).
- Hair colouring/fashion styles and nail varnish are not permitted.



School Uniform

PE Kits are also part of the school uniform:

- House T-Shirt
- Black shorts without obvious/coloured logos
- Black jogging bottoms without obvious/coloured logos (for colder weather)
- Logo School Jumper or Cardigan
- Black trainers without obvious/coloured logos
- Plain navy blue PE bag



If your child attends school in the incorrect uniform or PE kit, a phone call will be made to see if the correct items can be brought in from home. If this is not possible, your child will be provided with a spare uniform to wear for the day.

Break and Lunch Times

Break time

- ▶ Year 3/4 playground for 15 minutes.
- ▶ Healthy snacks – stored in classroom snack box (no crisps, chocolate or nuts)

Lunch time

- ▶ Water bottle
- ▶ Hot dinners- lots of options available daily
- ▶ Payment for the week's meals should be made on a Monday. Hot meals can be purchased by all children and are provided to those children that are entitled to free school meals. If you are eligible for free school meals please speak to the office
- ▶ School dinner payments are available online. Packed lunch – kept on the class lunch trolley
- ▶ Lunch time activities include free play, reading, adult led games and multi sports

Year 4 Curriculum

Autumn term

- Celtic Britain, Europe and North America, Sound & Electricity, Hinduism, Body Percussion and Rock and Roll, Drawing, slingshot cars, Me and My Relationships & Valuing Difference

Spring Term

- Anglo Saxons and Scots, Scotland/Hills/Mountains, States of Matter & Animals including Humans, Belonging & Easter, Music and Performance & Changes in Dynamics, Painting, Cooking and Nutrition, Keeping safe & Rights and Respect

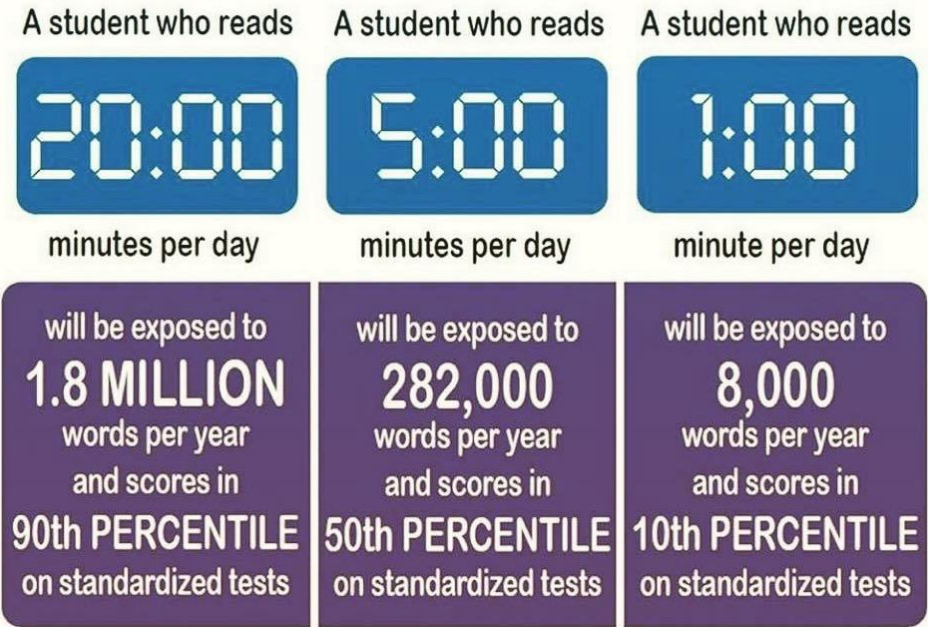
Summer term

- Vikings, Study of Foxes Forest, Living Things, Judaism & Sikhism, Gospel & iPad Composing, Craft and Design, Torches, Being my Best & Growing and Changing

Reading

- ▶ Children should aim to read an average of 5 times a week, preferably to an adult
- ▶ Children will be directed to either the book band books or free reading books in the library
- ▶ When filling in reading record, it is helpful for the teacher if you can put a comment about either fluency, comprehension, prediction, summarising or vocabulary. This will support the teacher back in school.
- ▶ Phonics sessions continuing for those who need further support with word reading.

HERE'S THE IMPACT OF READING 20 MINUTES PER DAY!





The books that I am reading



Date	Book and page number	Comments and
15.09.18	Harry Potter and the prisoner of Azkaban	<p>Showed a good understanding of the text</p> <p>mm</p>
16.09.18	Harry Potter and the prisoner of Azkaban	<p>Concentrate well and self corrected own errors.</p> <p>mm</p>
17.09.18	Harry Potter and the prisoner of Azkaban	<p>Still read slowly and but showed good understanding of text.</p> <p>mm</p>
18.09.18	Killer Dinosaurs	<p>He was very much attentive and loved to know about dinosaurs.</p> <p>Amena Tahete #61 Alan</p> <p>mm</p>
19.09.18	Killer Dinosaurs	<p>He showed good understanding of the text.</p> <p>mm</p>

Times tables

Another focus of home learning is times tables.

When children know their times tables, mental arithmetic becomes easier. Practising times tables also **helps children to understand number and number relationships, and to see patterns in numbers.**

These skills will help them to master key concepts and move quickly through more complex maths problems with confidence.

Every child should have or will be given a times table log in to access at home. The class teacher will assign the child's times table focus and track progress.

If you are unable to log in or do not have access to a device, please contact the class teacher directly.



Communication – Working Together

Two-way communication is very important

- ▶ Arbor
- ▶ Speaking to the class teacher at the end of the day
 - ▶ Parents evenings
 - ▶ Social media – Facebook
 - ▶ School Website
 - ▶ Parent topic events
- ▶ Reading records- parent/ teacher communication section
 - ▶ Newsletter

Your child's class teacher is your first point of call!

Your Child's First Day

- ▶ The school gates will open at 8:30am and close at 8:45.
- ▶ When your child arrives for their first day, the headteacher and the deputy headteacher will welcome your child into school. Teachers and support staff will help your child to locate their lockers and places to put their belongings.
- ▶ Staff will be available throughout the day to help your child to settle in and have a smooth start to the school year.

What to bring

- ▶ Coat
- ▶ Water bottle
- ▶ No big bags
- ▶ No pencil cases



Toys/fidgets from home are **not** permitted- any learning materials are provided

New to Year 4 Summer Project!



Summer in a shoebox!

- ▶ Over the course of the summer holidays, add items into a shoe box (or any kind of box)
- ▶ These can be as simple as a bus ticket, shells from walking on the beach, an ice lolly stick, photographs or leaves and twigs from a walk in the woods
- ▶ You can decorate the outside of the box if you would like
- ▶ Bring them in to school with you in September so that we can share all of our summer memories with each other!

Key Takeaways

On your child's first day of school they will need:

- ▶ The correct uniform and a coat (weather dependent)
- ▶ Water bottle (plastic not metal) with water and not squash
- ▶ Book bag ready to carry home reading book, reading record and passwords and logins
- ▶ Lunchbox (if not school dinner) and healthy snack for breaktime
- ▶ Their 'Summer in a Shoebox' Project

Your child does not need:

- ▶ A pencil case
- ▶ Fidget toys
- ▶ Trading cards of any kind
- ▶ Smart Watches/electricals with the capability to take pictures

Key Dates

- ▶ INSET day Wednesday 3rd September
- ▶ First day of term Thursday 4th September

Thank you

Any questions?